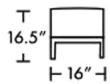


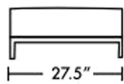
**Design:**  
**Daniel Rode**



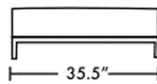
● ● ● #TEMA-MB Bench



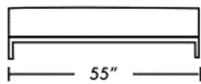
Tema28M/MB 22Lbs



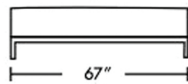
Tema36M/MB 29Lbs.



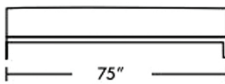
Tema55M/MB 44Lbs.



Tema67M/MB 53Lbs.



Tema75M/MB 60Lbs.



Solid Wood Frame Bench with  
Multi-Density High-Resilient  
Polyurethane Foam  
Upholstered Seat.

Legs: Square Steel Tubing

Leg Finish Options:  
Polished or Matte Chrome

Available in COM, COL or Aceray  
Graded in Upholstery

Custom Sizes Available



#TEMA-MB